











PICTURE	PRODUCTCODE	BASE	COLOR	LED Qty & SIZE	INPUT VOLTAGE	CURRENT	BEAM ANGLE	LIFETIME / Hr	POWER WATT	LUMMEN	SEL PRICE	
	SP-GU10-1W-WW-A	GU10	Warm White	1*1 W Ø50 mm H: 52 mm	AC85-265V	350 mA	10°	50,000	1 W	90-95 Lm	23,40	GU10
	SP-GU10-1W-PW-A	GU10	Pure White		AC85-265V	350 mA	10°	50,000	1 W	100-105 Lm	23,40	
	SP-GU10-1W-R-A	GU10	Red		AC85-265V	350 mA	10°	50,000	1 W	40-50 Lm	23,40	
	SP-GU10-1W-G-A	GU10	Green		AC85-265V	350 mA	10°	50,000	1 W	65-75 Lm	23,40	
	SP-GU10-1W-B-A	GU10	Blue		AC85-265V	350 mA	10°	50,000	1 W	30-35 Lm	23,40	
	SP-GU10-1W-Y-A	GU10	Yellow		AC85-265V	350 mA	10°	50,000	1 W	30-40 Lm	23,40	
	SP-GU10-1W-WW-B	GU10	Warm White	1*1 W Ø50 mm H: 52 mm	AC85-265V	350 mA	50°	50,000	1 W	90-95 Lm	23,40	GU10
	SP-GU10-1W-PW-B	GU10	Pure White		AC85-265V	350 mA	50°	50,000	1 W	100-105 Lm	23,40	
	SP-GU10-1W-R-B	GU10	Red		AC85-265V	350 mA	50°	50,000	1 W	40-50 Lm	23,40	
	SP-GU10-1W-G-B	GU10	Green		AC85-265V	350 mA	50°	50,000	1 W	65-75 Lm	23,40	
	SP-GU10-1W-B-B	GU10	Blue		AC85-265V	350 mA	50°	50,000	1 W	30-35 Lm	23,40	
	SP-GU10-1W-Y-B	GU10	Yellow		AC85-265V	350 mA	50°	50,000	1 W	30-40 Lm	23,40	
	SP-GU10-3W-WW-1-A	GU10	Warm White	1*3 W Ø50 mm H: 52 mm	AC85-265V	700 mA	10°	50,000	3W	225-240 Lm	26,00	GU10
	SP-GU10-3W-PW-1-A	GU10	Pure White		AC85-265V	700 mA	10°	50,000	3W	240-250 Lm	26,00	
	SP-GU10-3W-R-1-A	GU10	Red		AC85-265V	700 mA	10°	50,000	3W	70-80 Lm	26,00	
	SP-GU10-3W-G-1-A	GU10	Green		AC85-265V	700 mA	10°	50,000	3W	100-120 Lm	26,00	
	SP-GU10-3W-B-1-A	GU10	Blue		AC85-265V	700 mA	10°	50,000	3W	35-40 Lm	26,00	
	SP-GU10-3W-Y-1-A	GU10	Yellow		AC85-265V	700 mA	10°	50,000	3W	70-80 Lm	26,00	
	SP-GU10-3W-WW-1-B	GU10	Warm White	1*3 W Ø50 mm H: 52 mm	AC85-265V	700 mA	50°	50,000	3W	225-240 Lm	26,00	GU10
	SP-GU10-3W-PW-1-B	GU10	Pure White		AC85-265V	700 mA	50°	50,000	3W	240-250 Lm	26,00	
	SP-GU10-3W-R-1-B	GU10	Red		AC85-265V	700 mA	50°	50,000	3W	70-80 Lm	26,00	
	SP-GU10-3W-G-1-B	GU10	Green		AC85-265V	700 mA	50°	50,000	3W	100-120 Lm	26,00	
	SP-GU10-3W-B-1-B	GU10	Blue		AC85-265V	700 mA	50°	50,000	3W	35-40 Lm	26,00	
	SP-GU10-3W-Y-1-B	GU10	Yellow		AC85-265V	700 mA	50°	50,000	3W	70-80 Lm	26,00	
	SP-GU10-3W-WW-3-A	GU10	Warm White	3*1 W Ø50 mm H: 52 mm	AC85-265V	350 mA	10°	50,000	3W	270-280 Lm	32,50	GU10
	SP-GU10-3W-PW-3-A	GU10	Pure White		AC85-265V	350 mA	10°	50,000	3W	300-310 Lm	32,50	
	SP-GU10-3W-R-3-A	GU10	Red		AC85-265V	350 mA	10°	50,000	3W	110-120 Lm	32,50	
	SP-GU10-3W-G-3-A	GU10	Green		AC85-265V	350 mA	10°	50,000	3W	170-180 Lm	32,50	
	SP-GU10-3W-B-3-A	GU10	Blue		AC85-265V	350 mA	10°	50,000	3W	80-90 Lm	32,50	
	SP-GU10-3W-Y-3-A	GU10	Yellow		AC85-265V	350 mA	10°	50,000	3W	90-100 Lm	32,50	

	SP-GU10-3W-WW-3-B	GU10	Warm White	3*1 W Ø50 mm H: 52 mm	AC85-265V	350 mA	50°	50,000	3W	270-280 Lm	32,50	GU10
	SP-GU10-3W-PW-3-B	GU10	Pure White		AC85-265V	350 mA	50°	50,000	3W	300-310 Lm	32,50	
	SP-GU10-3W-R-3-B	GU10	Red		AC85-265V	350 mA	50°	50,000	3W	110-120 Lm	32,50	
	SP-GU10-3W-G-3-B	GU10	Green		AC85-265V	350 mA	50°	50,000	3W	170-180 Lm	32,50	
	SP-GU10-3W-B-3-B	GU10	Blue		AC85-265V	350 mA	50°	50,000	3W	80-90 Lm	32,50	
	SP-GU10-3W-Y-3-B	GU10	Yellow		AC85-265V	350 mA	50°	50,000	3W	90-100 lm	32,50	
	SP-GU10-3W-WW-3*1-A	GU10	Warm White	3*1 W Ø50 mm H: 60 mm	AC85-265V	350 mA	10°	50,000	3W	270-280 Lm	31,20	GU10
	SP-GU10-3W-PW-3*1-A	GU10	Pure White		AC85-265V	350 mA	10°	50,000	3W	300-310 Lm	31,20	
	SP-GU10-3W-R-3*1-A	GU10	Red		AC85-265V	350 mA	10°	50,000	3W	110-120 Lm	31,20	
	SP-GU10-3W-G-3*1-A	GU10	Green		AC85-265V	350 mA	10°	50,000	3W	170-180 Lm	31,20	
	SP-GU10-3W-B-3*1-A	GU10	Blue		AC85-265V	350 mA	10°	50,000	3W	80-90 Lm	31,20	
	SP-GU10-3W-Y-3*1-A	GU10	Yellow		AC85-265V	350 mA	10°	50,000	3W	90-100 lm	31,20	
	SP-GU10-3W-WW-3*1-B	GU10	Warm White	3*1 W Ø50 mm H: 60 mm	AC85-265V	350 mA	50°	50,000	3W	270-280 Lm	31,20	GU10
	SP-GU10-3W-PW-3*1-B	GU10	Pure White		AC85-265V	350 mA	50°	50,000	3W	300-310 Lm	31,20	
	SP-GU10-3W-R-3*1-B	GU10	Red		AC85-265V	350 mA	50°	50,000	3W	110-120 Lm	31,20	
	SP-GU10-3W-G-3*1-B	GU10	Green		AC85-265V	350 mA	50°	50,000	3W	170-180 Lm	31,20	
	SP-GU10-3W-B-3*1-B	GU10	Blue		AC85-265V	350 mA	50°	50,000	3W	80-90 Lm	31,20	
	SP-GU10-3W-Y-3*1-B	GU10	Yellow		AC85-265V	350 mA	50°	50,000	3W	90-100 lm	31,20	
	SP-GU10-6W-WW-73-A	GU10	Warm White	3*2 W Ø50 mm H: 73 mm	AC85-265V	500 mA	10°	50,000	6W	420-435 Lm	50,70	GU10
	SP-GU10-6W-PW-73-A	GU10	Pure White		AC85-265V	500 mA	10°	50,000	6W	450-480 Lm	50,70	
	SP-GU10-6W-R-73-A	GU10	Red		AC85-265V	500 mA	10°	50,000	6W	160-170 Lm	50,70	
	SP-GU10-6W-G-73-A	GU10	Green		AC85-265V	500 mA	10°	50,000	6W	250-260 Lm	50,70	
	SP-GU10-6W-B-73-A	GU10	Blue		AC85-265V	500 mA	10°	50,000	6W	130-140 Lm	50,70	
	SP-GU10-6W-Y-73-A	GU10	Yellow		AC85-265V	500 mA	10°	50,000	6W	160-170 Lm	50,70	
	SP-GU10-6W-WW-73-B	GU10	Warm White	3*2 W Ø50 mm H: 73 mm	AC85-265V	500 mA	50°	50,000	6W	420-435 Lm	50,70	GU10
	SP-GU10-6W-PW-73-B	GU10	Pure White		AC85-265V	500 mA	50°	50,000	6W	450-480 Lm	50,70	
	SP-GU10-6W-R-73-B	GU10	Red		AC85-265V	500 mA	50°	50,000	6W	160-170 Lm	50,70	
	SP-GU10-6W-G-73-B	GU10	Green		AC85-265V	500 mA	50°	50,000	6W	250-260 Lm	50,70	
	SP-GU10-6W-B-73-B	GU10	Blue		AC85-265V	500 mA	50°	50,000	6W	130-140 Lm	50,70	
	SP-GU10-6W-Y-73-B	GU10	Yellow		AC85-265V	500 mA	50°	50,000	6W	160-170 Lm	50,70	

	SP-GU10-6W-WW-89-A	GU10	Warm White	3*2 W Ø50 mm H: 89 mm	AC85-265V	600 mA	10°	50,000	6W	420-435 Lm	58,50	GU10
	SP-GU10-6W-PW-89-A	GU10	Pure White		AC85-265V	600 mA	10°	50,000	6W	450-480 Lm	58,50	
	SP-GU10-6W-R-89-A	GU10	Red		AC85-265V	600 mA	10°	50,000	6W	160-170 Lm	58,50	
	SP-GU10-6W-G-89-A	GU10	Green		AC85-265V	600 mA	10°	50,000	6W	250-260 Lm	58,50	
	SP-GU10-6W-B-89-A	GU10	Blue		AC85-265V	600 mA	10°	50,000	6W	130-140 Lm	58,50	
	SP-GU10-6W-Y-89-A	GU10	Yellow		AC85-265V	600 mA	10°	50,000	6W	160-170 Lm	58,50	
	SP-GU10-6W-WW-89-B	GU10	Warm White	3*2 W Ø50 mm H: 89 mm	AC85-265V	600 mA	50°	50,000	6W	420-435 Lm	58,50	GU10
	SP-GU10-6W-PW-89-B	GU10	Pure White		AC85-265V	600 mA	50°	50,000	6W	450-480 Lm	58,50	
	SP-GU10-6W-R-89-B	GU10	Red		AC85-265V	600 mA	50°	50,000	6W	160-170 Lm	58,50	
	SP-GU10-6W-G-89-B	GU10	Green		AC85-265V	600 mA	50°	50,000	6W	250-260 Lm	58,50	
	SP-GU10-6W-B-89-B	GU10	Blue		AC85-265V	600 mA	50°	50,000	6W	130-140 Lm	58,50	
	SP-GU10-6W-Y-89-B	GU10	Yellow		AC85-265V	600 mA	50°	50,000	6W	160-170 Lm	58,50	
	SP-GU10-9W-WW-89-A	GU10	Warm White	3*3 W Ø50 mm H: 89 mm	AC85-265V	700 mA	10°	50,000	9W	675-685 Lm	65,00	GU10
	SP-GU10-9W-PW-89-A	GU10	Pure White		AC85-265V	700 mA	10°	50,000	9W	720-730 Lm	65,00	
	SP-GU10-9W-R-89-A	GU10	Red		AC85-265V	700 mA	10°	50,000	9W	230-240 Lm	65,00	
	SP-GU10-9W-G-89-A	GU10	Green		AC85-265V	700 mA	10°	50,000	9W	350-360 Lm	65,00	
	SP-GU10-9W-B-89-A	GU10	Blue		AC85-265V	700 mA	10°	50,000	9W	115-120 Lm	65,00	
	SP-GU10-9W-Y-89-A	GU10	Yellow		AC85-265V	700 mA	10°	50,000	9W	230-240 Lm	65,00	
	SP-GU10-9W-WW-89-B	GU10	Warm White	3*3 W Ø50 mm H: 89 mm	AC85-265V	700 mA	50°	50,000	9W	675-685 Lm	65,00	GU10
	SP-GU10-9W-PW-89-B	GU10	Pure White		AC85-265V	700 mA	50°	50,000	9W	720-730 Lm	65,00	
	SP-GU10-9W-R-89-B	GU10	Red		AC85-265V	700 mA	50°	50,000	9W	230-240 Lm	65,00	
	SP-GU10-9W-G-89-B	GU10	Green		AC85-265V	700 mA	50°	50,000	9W	350-360 Lm	65,00	
	SP-GU10-9W-B-89-B	GU10	Blue		AC85-265V	700 mA	50°	50,000	9W	115-120 Lm	65,00	
	SP-GU10-9W-Y-89-B	GU10	Yellow		AC85-265V	700 mA	50°	50,000	9W	230-240 Lm	65,00	
	SP-MR16-1W-WW-A	MR16	Warm White	1*1 W Ø50 mm H: 50 mm	12-24 VDC	350 mA	10°	50,000	1 W	90-95 Lm	19,50	MR16
	SP-MR16-1W-PW-A	MR16	Pure White		12-24 VDC	350 mA	10°	50,000	1 W	100-105 Lm	19,50	
	SP-MR16-1W-R-A	MR16	Red		12-24 VDC	350 mA	10°	50,000	1 W	40-50 Lm	19,50	
	SP-MR16-1W-G-A	MR16	Green		12-24 VDC	350 mA	10°	50,000	1 W	65-75 Lm	19,50	
	SP-MR16-1W-B-A	MR16	Blue		12-24 VDC	350 mA	10°	50,000	1 W	30-35 Lm	19,50	
	SP-MR16-1W-Y-A	MR16	Yellow		12-24 VDC	350 mA	10°	50,000	1 W	30-40 Lm	19,50	


	SP-MR16-1W-WW-B	MR16	Warm White	1*1 W Ø50 mm H: 50 mm	12-24 VDC	350 mA	50°	50,000	1 W	90-95 Lm	19,50	MR16
	SP-MR16-1W-PW-B	MR16	Pure White		12-24 VDC	350 mA	50°	50,000	1 W	100-105 Lm	19,50	
	SP-MR16-1W-R-B	MR16	Red		12-24 VDC	350 mA	50°	50,000	1 W	40-50 Lm	19,50	
	SP-MR16-1W-G-B	MR16	Green		12-24 VDC	350 mA	50°	50,000	1 W	65-75 Lm	19,50	
	SP-MR16-1W-B-B	MR16	Blue		12-24 VDC	350 mA	50°	50,000	1 W	30-35 Lm	19,50	
	SP-MR16-1W-Y-B	MR16	Yellow		12-24 VDC	350 mA	50°	50,000	1 W	30-40 Lm	19,50	
	SP-MR16-3W-WW-1-A	MR16	Warm White	1*3 W Ø50 mm H: 50 mm	12-24 VDC	700 mA	10°	50,000	3W	225-240 Lm	23,40	MR16
	SP-MR16-3W-PW-1-A	MR16	Pure White		12-24 VDC	700 mA	10°	50,000	3W	240-250 Lm	23,40	
	SP-MR16-3W-R-1-A	MR16	Red		12-24 VDC	700 mA	10°	50,000	3W	70-80 Lm	23,40	
	SP-MR16-3W-G-1-A	MR16	Green		12-24 VDC	700 mA	10°	50,000	3W	100-120 Lm	23,40	
	SP-MR16-3W-B-1-A	MR16	Blue		12-24 VDC	700 mA	10°	50,000	3W	35-40 Lm	23,40	
	SP-MR16-3W-Y-1-A	MR16	Yellow		12-24 VDC	700 mA	10°	50,000	3W	70-80 Lm	23,40	
	SP-MR16-3W-WW-1-B	MR16	Warm White	1*3 W Ø50 mm H: 50 mm	12-24 VDC	700 mA	50°	50,000	3W	225-240 Lm	23,40	MR16
	SP-MR16-3W-PW-1-B	MR16	Pure White		12-24 VDC	700 mA	50°	50,000	3W	240-250 Lm	23,40	
	SP-MR16-3W-R-1-B	MR16	Red		12-24 VDC	700 mA	50°	50,000	3W	70-80 Lm	23,40	
	SP-MR16-3W-G-1-B	MR16	Green		12-24 VDC	700 mA	50°	50,000	3W	100-120 Lm	23,40	
	SP-MR16-3W-B-1-B	MR16	Blue		12-24 VDC	700 mA	50°	50,000	3W	35-40 Lm	23,40	
	SP-MR16-3W-Y-1-B	MR16	Yellow		12-24 VDC	700 mA	50°	50,000	3W	70-80 Lm	23,40	
	SP-MR16-3W-WW-3-A	MR16	Warm White	3*1 W Ø50 mm H: 50 mm	12-24 VDC	350 mA	10°	50,000	3W	270-280 Lm	31,20	MR16
	SP-MR16-3W-PW-3-A	MR16	Pure White		12-24 VDC	350 mA	10°	50,000	3W	300-310 Lm	31,20	
	SP-MR16-3W-R-3-A	MR16	Red		12-24 VDC	350 mA	10°	50,000	3W	110-120 Lm	31,20	
	SP-MR16-3W-G-3-A	MR16	Green		12-24 VDC	350 mA	10°	50,000	3W	170-180 Lm	31,20	
	SP-MR16-3W-B-3-A	MR16	Blue		12-24 VDC	350 mA	10°	50,000	3W	80-90 Lm	31,20	
	SP-MR16-3W-Y-3-A	MR16	Yellow		12-24 VDC	350 mA	10°	50,000	3W	90-100 lm	31,20	
	SP-MR16-3W-WW-3-B	MR16	Warm White	3*1 W Ø50 mm H: 50 mm	12-24 VDC	350 mA	50°	50,000	3W	270-280 Lm	31,20	MR16
	SP-MR16-3W-PW-3-B	MR16	Pure White		12-24 VDC	350 mA	50°	50,000	3W	300-310 Lm	31,20	
	SP-MR16-3W-R-3-B	MR16	Red		12-24 VDC	350 mA	50°	50,000	3W	110-120 Lm	31,20	
	SP-MR16-3W-G-3-B	MR16	Green		12-24 VDC	350 mA	50°	50,000	3W	170-180 Lm	31,20	
	SP-MR16-3W-B-3-B	MR16	Blue		12-24 VDC	350 mA	50°	50,000	3W	80-90 Lm	31,20	
	SP-MR16-3W-Y-3-B	MR16	Yellow		12-24 VDC	350 mA	50°	50,000	3W	90-100 lm	31,20	






	SP-MR16-3W-WW-3*1-A	MR16	Warm White	3*1 W Ø50 mm H: 55 mm	12-24 VDC	350 mA	10°	50,000	3W	270-280 Lm	29,90	MR16
	SP-MR16-3W-PW-3*1-A	MR16	Pure White		12-24 VDC	350 mA	10°	50,000	3W	300-310 Lm	29,90	
	SP-MR16-3W-R-3*1-A	MR16	Red		12-24 VDC	350 mA	10°	50,000	3W	110-120 Lm	29,90	
	SP-MR16-3W-G-3*1-A	MR16	Green		12-24 VDC	350 mA	10°	50,000	3W	170-180 Lm	29,90	
	SP-MR16-3W-B-3*1-A	MR16	Blue		12-24 VDC	350 mA	10°	50,000	3W	80-90 Lm	29,90	
	SP-MR16-3W-Y-3*1-A	MR16	Yellow		12-24 VDC	350 mA	10°	50,000	3W	90-100 Lm	29,90	
	SP-MR16-3W-WW-3*1-B	MR16	Warm White	3*1 W Ø50 mm H: 55 mm	12-24 VDC	350 mA	50°	50,000	3W	270-280 Lm	29,90	MR16
	SP-MR16-3W-PW-3*1-B	MR16	Pure White		12-24 VDC	350 mA	50°	50,000	3W	300-310 Lm	29,90	
	SP-MR16-3W-R-3*1-B	MR16	Red		12-24 VDC	350 mA	50°	50,000	3W	110-120 Lm	29,90	
	SP-MR16-3W-G-3*1-B	MR16	Green		12-24 VDC	350 mA	50°	50,000	3W	170-180 Lm	29,90	
	SP-MR16-3W-B-3*1-B	MR16	Blue		12-24 VDC	350 mA	50°	50,000	3W	80-90 Lm	29,90	
	SP-MR16-3W-Y-3*1-B	MR16	Yellow		12-24 VDC	350 mA	50°	50,000	3W	90-100 Lm	29,90	
	SP-MR16-6W-WW-67-A	MR16	Warm White	3*2 W Ø50 mm H: 67 mm	12-24 VDC	500 mA	10°	50,000	6W	420-435 Lm	49,40	MR16
	SP-MR16-6W-PW-67-A	MR16	Pure White		12-24 VDC	500 mA	10°	50,000	6W	450-480 Lm	49,40	
	SP-MR16-6W-R-67-A	MR16	Red		12-24 VDC	500 mA	10°	50,000	6W	160-170 Lm	49,40	
	SP-MR16-6W-G-67-A	MR16	Green		12-24 VDC	500 mA	10°	50,000	6W	250-260 Lm	49,40	
	SP-MR16-6W-B-67-A	MR16	Blue		12-24 VDC	500 mA	10°	50,000	6W	130-140 Lm	49,40	
	SP-MR16-6W-Y-67-A	MR16	Yellow		12-24 VDC	500 mA	10°	50,000	6W	160-170 Lm	49,40	
	SP-MR16-6W-WW-67-B	MR16	Warm White	3*2 W Ø50 mm H: 67 mm	12-24 VDC	500 mA	50°	50,000	6W	420-435 Lm	49,40	MR16
	SP-MR16-6W-PW-67-B	MR16	Pure White		12-24 VDC	500 mA	50°	50,000	6W	450-480 Lm	49,40	
	SP-MR16-6W-R-67-B	MR16	Red		12-24 VDC	500 mA	50°	50,000	6W	160-170 Lm	49,40	
	SP-MR16-6W-G-67-B	MR16	Green		12-24 VDC	500 mA	50°	50,000	6W	250-260 Lm	49,40	
	SP-MR16-6W-B-67-B	MR16	Blue		12-24 VDC	500 mA	50°	50,000	6W	130-140 Lm	49,40	
	SP-MR16-6W-Y-67-B	MR16	Yellow		12-24 VDC	500 mA	50°	50,000	6W	160-170 Lm	49,40	
	SP-MR16-6W-WW-86-A	MR16	Warm White	3*2 W Ø50 mm H: 86 mm	12-24 VDC	600 mA	10°	50,000	6W	420-435 Lm	54,60	MR16
	SP-MR16-6W-PW-86-A	MR16	Pure White		12-24 VDC	600 mA	10°	50,000	6W	450-480 Lm	54,60	
	SP-MR16-6W-R-86-A	MR16	Red		12-24 VDC	600 mA	10°	50,000	6W	160-170 Lm	54,60	
	SP-MR16-6W-G-86-A	MR16	Green		12-24 VDC	600 mA	10°	50,000	6W	250-260 Lm	54,60	
	SP-MR16-6W-B-86-A	MR16	Blue		12-24 VDC	600 mA	10°	50,000	6W	130-140 Lm	54,60	
	SP-MR16-6W-Y-86-A	MR16	Yellow		12-24 VDC	600 mA	10°	50,000	6W	160-170 Lm	54,60	






	SP-MR16-6W-WW-86-B	MR16	Warm White	3*2 W Ø50 mm H: 86 mm	12-24 VDC	600 mA	50°	50,000	6W	420-435 Lm	54,60	MR16
	SP-MR16-6W-PW-86-B	MR16	Pure White		12-24 VDC	600 mA	50°	50,000	6W	450-480 Lm	54,60	
	SP-MR16-6W-R-86-B	MR16	Red		12-24 VDC	600 mA	50°	50,000	6W	160-170 Lm	54,60	
	SP-MR16-6W-G-86-B	MR16	Green		12-24 VDC	600 mA	50°	50,000	6W	250-260 Lm	54,60	
	SP-MR16-6W-B-86-B	MR16	Blue		12-24 VDC	600 mA	50°	50,000	6W	130-140 Lm	54,60	
	SP-MR16-6W-Y-86-B	MR16	Yellow		12-24 VDC	600 mA	50°	50,000	6W	160-170 Lm	54,60	
	SP-MR16-9W-WW-86-A	MR16	Warm White	3*3 W Ø50 mm H: 86 mm	12-24 VDC	700 mA	10°	50,000	9W	675-685 Lm	62,40	MR16
	SP-MR16-9W-PW-86-A	MR16	Pure White		12-24 VDC	700 mA	10°	50,000	9W	720-730 Lm	62,40	
	SP-MR16-9W-R-86-A	MR16	Red		12-24 VDC	700 mA	10°	50,000	9W	230-240 Lm	62,40	
	SP-MR16-9W-G-86-A	MR16	Green		12-24 VDC	700 mA	10°	50,000	9W	350-360 Lm	62,40	
	SP-MR16-9W-B-86-A	MR16	Blue		12-24 VDC	700 mA	10°	50,000	9W	115-120 Lm	62,40	
	SP-MR16-9W-Y-86-A	MR16	Yellow		12-24 VDC	700 mA	10°	50,000	9W	230-240 Lm	62,40	
	SP-MR16-9W-WW-86-B	MR16	Warm White	3*3 W Ø50 mm H: 86 mm	12-24 VDC	700 mA	50°	50,000	9W	675-685 Lm	62,40	MR16
	SP-MR16-9W-PW-86-B	MR16	Pure White		12-24 VDC	700 mA	50°	50,000	9W	720-730 Lm	62,40	
	SP-MR16-9W-R-86-B	MR16	Red		12-24 VDC	700 mA	50°	50,000	9W	230-240 Lm	62,40	
	SP-MR16-9W-G-86-B	MR16	Green		12-24 VDC	700 mA	50°	50,000	9W	350-360 Lm	62,40	
	SP-MR16-9W-B-86-B	MR16	Blue		12-24 VDC	700 mA	50°	50,000	9W	115-120 Lm	62,40	
	SP-MR16-9W-Y-86-B	MR16	Yellow		12-24 VDC	700 mA	50°	50,000	9W	230-240 Lm	62,40	
	SP-E27-1W-WW-A	E27	Warm White	1*1 W Ø50 mm H: 56 mm	AC85-265V	350 mA	10°	50,000	1 W	90-95 Lm	23,40	E27
	SP-E27-1W-PW-A	E27	Pure White		AC85-265V	350 mA	10°	50,000	1 W	100-105 Lm	23,40	
	SP-E27-1W-R-A	E27	Red		AC85-265V	350 mA	10°	50,000	1 W	40-50 Lm	23,40	
	SP-E27-1W-G-A	E27	Green		AC85-265V	350 mA	10°	50,000	1 W	65-75 Lm	23,40	
	SP-E27-1W-B-A	E27	Blue		AC85-265V	350 mA	10°	50,000	1 W	30-35 Lm	23,40	
	SP-E27-1W-Y-A	E27	Yellow		AC85-265V	350 mA	10°	50,000	1 W	30-40 Lm	23,40	
	SP-E27-1W-WW-B	E27	Warm White	1*1 W Ø50 mm H: 56 mm	AC85-265V	350 mA	50°	50,000	1 W	90-95 Lm	23,40	E27
	SP-E27-1W-PW-B	E27	Pure White		AC85-265V	350 mA	50°	50,000	1 W	100-105 Lm	23,40	
	SP-E27-1W-R-B	E27	Red		AC85-265V	350 mA	50°	50,000	1 W	40-50 Lm	23,40	
	SP-E27-1W-G-B	E27	Green		AC85-265V	350 mA	50°	50,000	1 W	65-75 Lm	23,40	
	SP-E27-1W-B-B	E27	Blue		AC85-265V	350 mA	50°	50,000	1 W	30-35 Lm	23,40	
	SP-E27-1W-Y-B	E27	Yellow		AC85-265V	350 mA	50°	50,000	1 W	30-40 Lm	23,40	




	SP-E27-3W-WW-1-A	E27	Warm White	1*3 W Ø50 mm H: 56 mm	AC85-265V	700 mA	10°	50,000	3W	225-240 Lm	26,00	E27
	SP-E27-3W-PW-1-A	E27	Pure White		AC85-265V	700 mA	10°	50,000	3W	240-250 Lm	26,00	
	SP-E27-3W-R-1-A	E27	Red		AC85-265V	700 mA	10°	50,000	3W	70-80 Lm	26,00	
	SP-E27-3W-G-1-A	E27	Green		AC85-265V	700 mA	10°	50,000	3W	100-120 Lm	26,00	
	SP-E27-3W-B-1-A	E27	Blue		AC85-265V	700 mA	10°	50,000	3W	35-40 Lm	26,00	
	SP-E27-3W-Y-1-A	E27	Yellow		AC85-265V	700 mA	10°	50,000	3W	70-80 Lm	26,00	
	SP-E27-3W-WW-1-B	E27	Warm White	1*3 W Ø50 mm H: 56 mm	AC85-265V	700 mA	50°	50,000	3W	225-240 Lm	26,00	E27
	SP-E27-3W-PW-1-B	E27	Pure White		AC85-265V	700 mA	50°	50,000	3W	240-250 Lm	26,00	
	SP-E27-3W-R-1-B	E27	Red		AC85-265V	700 mA	50°	50,000	3W	70-80 Lm	26,00	
	SP-E27-3W-G-1-B	E27	Green		AC85-265V	700 mA	50°	50,000	3W	100-120 Lm	26,00	
	SP-E27-3W-B-1-B	E27	Blue		AC85-265V	700 mA	50°	50,000	3W	35-40 Lm	26,00	
	SP-E27-3W-Y-1-B	E27	Yellow		AC85-265V	700 mA	50°	50,000	3W	70-80 Lm	26,00	
	SP-E27-3W-WW-3-A	E27	Warm White	3*1 W Ø50 mm H: 56 mm	AC85-265V	350 mA	10°	50,000	3W	270-280 Lm	32,50	E27
	SP-E27-3W-PW-3-A	E27	Pure White		AC85-265V	350 mA	10°	50,000	3W	300-310 Lm	32,50	
	SP-E27-3W-R-3-A	E27	Red		AC85-265V	350 mA	10°	50,000	3W	110-120 Lm	32,50	
	SP-E27-3W-G-3-A	E27	Green		AC85-265V	350 mA	10°	50,000	3W	170-180 Lm	32,50	
	SP-E27-3W-B-3-A	E27	Blue		AC85-265V	350 mA	10°	50,000	3W	80-90 Lm	32,50	
	SP-E27-3W-Y-3-A	E27	Yellow		AC85-265V	350 mA	10°	50,000	3W	90-100 lm	32,50	
	SP-E27-3W-WW-3-B	E27	Warm White	3*1 W Ø50 mm H: 56 mm	AC85-265V	350 mA	50°	50,000	3W	270-280 Lm	32,50	E27
	SP-E27-3W-PW-3-B	E27	Pure White		AC85-265V	350 mA	50°	50,000	3W	300-310 Lm	32,50	
	SP-E27-3W-R-3-B	E27	Red		AC85-265V	350 mA	50°	50,000	3W	110-120 Lm	32,50	
	SP-E27-3W-G-3-B	E27	Green		AC85-265V	350 mA	50°	50,000	3W	170-180 Lm	32,50	
	SP-E27-3W-B-3-B	E27	Blue		AC85-265V	350 mA	50°	50,000	3W	80-90 Lm	32,50	
	SP-E27-3W-Y-3-B	E27	Yellow		AC85-265V	350 mA	50°	50,000	3W	90-100 lm	32,50	
	SP-E27-3W-WW-3*1-A	E27	Warm White	3*1 W Ø50 mm H: 64 mm	AC85-265V	350 mA	10°	50,000	3W	270-280 Lm	31,20	E27
	SP-E27-3W-PW-3*1-A	E27	Pure White		AC85-265V	350 mA	10°	50,000	3W	300-310 Lm	31,20	
	SP-E27-3W-R-3*1-A	E27	Red		AC85-265V	350 mA	10°	50,000	3W	110-120 Lm	31,20	
	SP-E27-3W-G-3*1-A	E27	Green		AC85-265V	350 mA	10°	50,000	3W	170-180 Lm	31,20	
	SP-E27-3W-B-3*1-A	E27	Blue		AC85-265V	350 mA	10°	50,000	3W	80-90 Lm	31,20	
	SP-E27-3W-Y-3*1-A	E27	Yellow		AC85-265V	350 mA	10°	50,000	3W	90-100 lm	31,20	



	SP-E27-3W-WW-3*1-B	E27	Warm White	3*1 W Ø50 mm H: 64 mm	AC85-265V	350 mA	50°	50,000	3W	270-280 Lm	31,20	E27
	SP-E27-3W-PW-3*1-B	E27	Pure White		AC85-265V	350 mA	50°	50,000	3W	300-310 Lm	31,20	
	SP-E27-3W-R-3*1-B	E27	Red		AC85-265V	350 mA	50°	50,000	3W	110-120 Lm	31,20	
	SP-E27-3W-G-3*1-B	E27	Green		AC85-265V	350 mA	50°	50,000	3W	170-180 Lm	31,20	
	SP-E27-3W-B-3*1-B	E27	Blue		AC85-265V	350 mA	50°	50,000	3W	80-90 Lm	31,20	
	SP-E27-3W-Y-3*1-B	E27	Yellow		AC85-265V	350 mA	50°	50,000	3W	90-100 Lm	31,20	
	SP-E27-6W-WW-73-A	E27	Warm White	3*2 W Ø50 mm H: 76 mm	AC85-265V	500 mA	10°	50,000	6W	420-435 Lm	50,70	E27
	SP-E27-6W-PW-73-A	E27	Pure White		AC85-265V	500 mA	10°	50,000	6W	450-480 Lm	50,70	
	SP-E27-6W-R-73-A	E27	Red		AC85-265V	500 mA	10°	50,000	6W	160-170 Lm	50,70	
	SP-E27-6W-G-73-A	E27	Green		AC85-265V	500 mA	10°	50,000	6W	250-260 Lm	50,70	
	SP-E27-6W-B-73-A	E27	Blue		AC85-265V	500 mA	10°	50,000	6W	130-140 Lm	50,70	
	SP-E27-6W-Y-73-A	E27	Yellow		AC85-265V	500 mA	10°	50,000	6W	160-170 Lm	50,70	
	SP-E27-6W-WW-73-B	E27	Warm White	3*2 W Ø50 mm H: 76 mm	AC85-265V	500 mA	50°	50,000	6W	420-435 Lm	50,70	E27
	SP-E27-6W-PW-73-B	E27	Pure White		AC85-265V	500 mA	50°	50,000	6W	450-480 Lm	50,70	
	SP-E27-6W-R-73-B	E27	Red		AC85-265V	500 mA	50°	50,000	6W	160-170 Lm	50,70	
	SP-E27-6W-G-73-B	E27	Green		AC85-265V	500 mA	50°	50,000	6W	250-260 Lm	50,70	
	SP-E27-6W-B-73-B	E27	Blue		AC85-265V	500 mA	50°	50,000	6W	130-140 Lm	50,70	
	SP-E27-6W-Y-73-B	E27	Yellow		AC85-265V	500 mA	50°	50,000	6W	160-170 Lm	50,70	
	SP-E14-1W-WW-A	E14	Warm White	1*1 W Ø50 mm H: 56 mm	AC85-265V	350 mA	10°	50,000	1 W	90-95 Lm	23,40	E14
	SP-E14-1W-PW-A	E14	Pure White		AC85-265V	350 mA	10°	50,000	1 W	100-105 Lm	23,40	
	SP-E14-1W-R-A	E14	Red		AC85-265V	350 mA	10°	50,000	1 W	40-50 Lm	23,40	
	SP-E14-1W-G-A	E14	Green		AC85-265V	350 mA	10°	50,000	1 W	65-75 Lm	23,40	
	SP-E14-1W-B-A	E14	Blue		AC85-265V	350 mA	10°	50,000	1 W	30-35 Lm	23,40	
	SP-E14-1W-Y-A	E14	Yellow		AC85-265V	350 mA	10°	50,000	1 W	30-40 Lm	23,40	
	SP-E14-1W-WW-B	E14	Warm White	1*1 W Ø50 mm H: 56 mm	AC85-265V	350 mA	50°	50,000	1 W	90-95 Lm	23,40	E14
	SP-E14-1W-PW-B	E14	Pure White		AC85-265V	350 mA	50°	50,000	1 W	100-105 Lm	23,40	
	SP-E14-1W-R-B	E14	Red		AC85-265V	350 mA	50°	50,000	1 W	40-50 Lm	23,40	
	SP-E14-1W-G-B	E14	Green		AC85-265V	350 mA	50°	50,000	1 W	65-75 Lm	23,40	
	SP-E14-1W-B-B	E14	Blue		AC85-265V	350 mA	50°	50,000	1 W	30-35 Lm	23,40	
	SP-E14-1W-Y-B	E14	Yellow		AC85-265V	350 mA	50°	50,000	1 W	30-40 Lm	23,40	

	SP-E14-3W-WW-1-A	E14	Warm White	1*3 W Ø50 mm H: 56 mm	AC85-265V	700 mA	10°	50,000	3W	225-240 Lm	26,00	E14
	SP-E14-3W-PW-1-A	E14	Pure White		AC85-265V	700 mA	10°	50,000	3W	240-250 Lm	26,00	
	SP-E14-3W-R-1-A	E14	Red		AC85-265V	700 mA	10°	50,000	3W	70-80 Lm	26,00	
	SP-E14-3W-G-1-A	E14	Green		AC85-265V	700 mA	10°	50,000	3W	100-120 Lm	26,00	
	SP-E14-3W-B-1-A	E14	Blue		AC85-265V	700 mA	10°	50,000	3W	35-40 Lm	26,00	
	SP-E14-3W-Y-1-A	E14	Yellow		AC85-265V	700 mA	10°	50,000	3W	70-80 Lm	26,00	
	SP-E14-3W-WW-1-B	E14	Warm White	1*3 W Ø50 mm H: 56 mm	AC85-265V	700 mA	50°	50,000	3W	225-240 Lm	26,00	E14
	SP-E14-3W-PW-1-B	E14	Pure White		AC85-265V	700 mA	50°	50,000	3W	240-250 Lm	26,00	
	SP-E14-3W-R-1-B	E14	Red		AC85-265V	700 mA	50°	50,000	3W	70-80 Lm	26,00	
	SP-E14-3W-G-1-B	E14	Green		AC85-265V	700 mA	50°	50,000	3W	100-120 Lm	26,00	
	SP-E14-3W-B-1-B	E14	Blue		AC85-265V	700 mA	50°	50,000	3W	35-40 Lm	26,00	
	SP-E14-3W-Y-1-B	E14	Yellow		AC85-265V	700 mA	50°	50,000	3W	70-80 Lm	26,00	
	SP-E14-3W-WW-3-A	E14	Warm White	3*1 W Ø50 mm H: 56 mm	AC85-265V	350 mA	10°	50,000	3W	270-280 Lm	32,50	E14
	SP-E14-3W-PW-3-A	E14	Pure White		AC85-265V	350 mA	10°	50,000	3W	300-310 Lm	32,50	
	SP-E14-3W-R-3-A	E14	Red		AC85-265V	350 mA	10°	50,000	3W	110-120 Lm	32,50	
	SP-E14-3W-G-3-A	E14	Green		AC85-265V	350 mA	10°	50,000	3W	170-180 Lm	32,50	
	SP-E14-3W-B-3-A	E14	Blue		AC85-265V	350 mA	10°	50,000	3W	80-90 Lm	32,50	
	SP-E14-3W-Y-3-A	E14	Yellow		AC85-265V	350 mA	10°	50,000	3W	90-100 lm	32,50	
	SP-E14-3W-WW-3-B	E14	Warm White	3*1 W Ø50 mm H: 56 mm	AC85-265V	350 mA	50°	50,000	3W	270-280 Lm	32,50	E14
	SP-E14-3W-PW-3-B	E14	Pure White		AC85-265V	350 mA	50°	50,000	3W	300-310 Lm	32,50	
	SP-E14-3W-R-3-B	E14	Red		AC85-265V	350 mA	50°	50,000	3W	110-120 Lm	32,50	
	SP-E14-3W-G-3-B	E14	Green		AC85-265V	350 mA	50°	50,000	3W	170-180 Lm	32,50	
	SP-E14-3W-B-3-B	E14	Blue		AC85-265V	350 mA	50°	50,000	3W	80-90 Lm	32,50	
	SP-E14-3W-Y-3-B	E14	Yellow		AC85-265V	350 mA	50°	50,000	3W	90-100 lm	32,50	
	SP-E14-3W-WW-3*1-A	E14	Warm White	3*1 W Ø50 mm H: 64 mm	AC85-265V	350 mA	10°	50,000	3W	270-280 Lm	31,20	E14
	SP-E14-3W-PW-3*1-A	E14	Pure White		AC85-265V	350 mA	10°	50,000	3W	300-310 Lm	31,20	
	SP-E14-3W-R-3*1-A	E14	Red		AC85-265V	350 mA	10°	50,000	3W	110-120 Lm	31,20	
	SP-E14-3W-G-3*1-A	E14	Green		AC85-265V	350 mA	10°	50,000	3W	170-180 Lm	31,20	
	SP-E14-3W-B-3*1-A	E14	Blue		AC85-265V	350 mA	10°	50,000	3W	80-90 Lm	31,20	
	SP-E14-3W-Y-3*1-A	E14	Yellow		AC85-265V	350 mA	10°	50,000	3W	90-100 lm	31,20	





	SP-E14-3W-WW-3*1-B	E14	Warm White	3*1 W Ø50 mm H: 64 mm	AC85-265V	350 mA	50°	50,000	3W	270-280 Lm	31,20	E14
	SP-E14-3W-PW-3*1-B	E14	Pure White		AC85-265V	350 mA	50°	50,000	3W	300-310 Lm	31,20	
	SP-E14-3W-R-3*1-B	E14	Red		AC85-265V	350 mA	50°	50,000	3W	110-120 Lm	31,20	
	SP-E14-3W-G-3*1-B	E14	Green		AC85-265V	350 mA	50°	50,000	3W	170-180 Lm	31,20	
	SP-E14-3W-B-3*1-B	E14	Blue		AC85-265V	350 mA	50°	50,000	3W	80-90 Lm	31,20	
	SP-E14-3W-Y-3*1-B	E14	Yellow		AC85-265V	350 mA	50°	50,000	3W	90-100 lm	31,20	
	SP-PAR20-3W-WW-A	PAR20	Warm White	3*1 W Ø68 mm H: 97 mm	AC85-265V	350 mA	10°	50,000	3W	270 Lm	44,85	PAR20
	SP-PAR20-3W-W-A	PAR20	Pure White		AC85-265V	350 mA	10°	50,000	3W	285 Lm	44,85	
	SP-PAR20-3W-WW-B	PAR20	Warm White	3*1 W Ø68 mm H: 97 mm	AC85-265V	350 mA	50°	50,000	3W	270 Lm	44,85	PAR20
	SP-PAR20-3W-W-B	PAR20	Pure White		AC85-265V	350 mA	50°	50,000	3W	285 Lm	44,85	
	SP-PAR20-5W-WW-A	PAR20	Warm White	5*1 W Ø69 mm H: 97 mm	AC85-265V	350 mA	10°	50,000	5W	430 Lm	56,55	PAR20
	SP-PAR20-5W-W-A	PAR20	Pure White		AC85-265V	350 mA	10°	50,000	5W	475 Lm	56,55	
	SP-PAR20-5W-WW-B	PAR20	Warm White	5*1 W Ø69 mm H: 97 mm	AC85-265V	350 mA	50°	50,000	5W	430 Lm	56,55	PAR20
	SP-PAR20-5W-W-B	PAR20	Pure White		AC85-265V	350 mA	50°	50,000	5W	475 Lm	56,55	



	SP-PAR30-5W-WW-A	PAR30	Warm White	5*1 W Ø95 mm H: 80 mm	AC85-265V	350 mA	10°	50,000	5W	430 Lm	54,60	PAR30
	SP-PAR30-5W-W-A	PAR30	Pure White		AC85-265V	350 mA	10°	50,000	5W	475 Lm	54,60	
	SP-PAR30-5W-WW-B	PAR30	Warm White	5*1 W Ø95 mm H: 80 mm	AC85-265V	350 mA	50°	50,000	5W	430 Lm	54,60	PAR30
	SP-PAR30-5W-W-B	PAR30	Pure White		AC85-265V	350 mA	50°	50,000	5W	475 Lm	54,60	
	SP-PAR30-7W-WW-A	PAR30	Warm White	7*1 W Ø95 mm H: 80 mm	AC85-265V	350 mA	10°	50,000	7W	600 Lm	65,00	PAR30
	SP-PAR30-7W-W-A	PAR30	Pure White		AC85-265V	350 mA	10°	50,000	7W	665 Lm	65,00	
	SP-PAR30-7W-WW-B	PAR30	Warm White	7*1 W Ø95 mm H: 80 mm	AC85-265V	350 mA	50°	50,000	7W	600 Lm	65,00	PAR30
	SP-PAR30-7W-W-B	PAR30	Pure White		AC85-265V	350 mA	50°	50,000	7W	665 Lm	65,00	
	SP-PAR38-9W-WW-A	PAR30	Warm White	9*1 W Ø120 mm H: 150 mm	AC85-265V	350 mA	10°	50,000	9W	810 Lm	84,50	PAR38
	SP-PAR38-9W-W-A	PAR30	Pure White		AC85-265V	350 mA	10°	50,000	9W	855 Lm	84,50	

	SP-PAR38-9W-WW-B	PAR30	Warm White	9*1 W Ø120 mm H: 150 mm	AC85-265V	350 mA	50°	50,000	9W	810 Lm	84,50	PAR38
	SP-PAR38-9W-W-B	PAR30	Pure White		AC85-265V	350 mA	50°	50,000	9W	855 Lm	84,50	
	SP-PAR38-12W-WW-A	PAR30	Warm White	12*1 W Ø120 mm H: 150 mm	AC85-265V	350 mA	10°	50,000	12W	1080 Lm	93,60	PAR38
	SP-PAR38-12W-W-A	PAR30	Pure White		AC85-265V	350 mA	10°	50,000	12W	1140 Lm	93,60	
	SP-PAR38-12W-WW-B	PAR30	Warm White	12*1 W Ø120 mm H: 150 mm	AC85-265V	350 mA	50°	50,000	12W	1080 Lm	93,60	PAR38
	SP-PAR38-12W-W-B	PAR30	Pure White		AC85-265V	350 mA	50°	50,000	12W	1140 Lm	93,60	

	SP-GU10-3W-RGB-A	GU10	RGB IN 1	1*3 W Ø50 mm H: 50 mm	AC85-265V	700 mA	10°	50,000	3W	NA	44,20	GU10 RGB
	SP-GU10-3W-RGB-B	GU10	RGB IN 1	1*3 W Ø50 mm H: 50 mm	AC85-265V	700 mA	50°	50,000	3W	NA	44,20	GU10 RGB
	SP-MR16-3W-RGB-A	MR16	RGB IN 1	1*3 W Ø50 mm H: 52 mm	AC85-265V	700 mA	10°	50,000	3W	NA	39,00	MR16
	SP-MR16-3W-RGB-B	MR16	RGB IN 1	1*3 W Ø50 mm H: 52 mm	AC85-265V	700 mA	50°	50,000	3W	NA	39,00	MR16
	SP-GU10-6W-RGB-A	GU10	RGB	3*2 W Ø50 mm H: 73 mm	AC85-265V	500 mA	10°	50,000	6W	R= 80-100 G= 120-240 B= 30-40	78,00	GU10 RGB

	SP-GU10-6W-RGB-B	GU10	RGB	3*2 W Ø50 mm H: 73 mm	AC85-265V	500 mA	50°	50,000	6W	R= 80-100 G= 120-240 B= 30-40	78,00	GU10 RGB
	SP-MR16-6W-RGB-A	MR16	RGB	3*2 W Ø50 mm H: 67 mm	12 VDC GU5,3 BASE	500 mA	10°	50,000	6W	R= 80-100 G= 120-240 B= 30-40	78,00	MR16
	SP-MR16-6W-RGB-B	MR16	RGB	3*2 W Ø50 mm H: 67 mm	12 VDC GU5,3 BASE	500 mA	50°	50,000	6W	R= 80-100 G= 120-240 B= 30-40	78,00	MR16
	SP-E27-6W-RGB-A	E27	RGB	3*2 W Ø50 mm H: 76 mm	AC85-265V	500 mA	10°	50,000	6W	R= 80-100 G= 120-240 B= 30-40	78,00	GU10 RGB
	SP-E27-6W-RGB-B	E27	RGB	3*2 W Ø50 mm H: 76 mm	AC85-265V	500 mA	50°	50,000	6W	R= 80-100 G= 120-240 B= 30-40	78,00	GU10 RGB

	HL-GU10-3,5-W	GU10	White	50 x 57 mm	12 VDC GU5,3 BASE	500 mA	50°	50,000	3,5W	210	26,00
	HL-GU10-3,5-WW		Warm White							150	
	HL-MR16-3,5-W	MR16	White	50 x 57 mm	12 VDC GU5,3 BASE	500 mA	50°	50,000	3,5W	210	26,00
	HL-MR16-3,5-WW		Warm White							150	
	CTD-AR111-SD4-W	G53	White 5000K	1 x 3,6 SHARP LED	12V AC/DC	DIMMABLE	50°	50,000	4W	250	58,50
	CTD-AR111-SD4-WW		Warm White 2800K							170	
	CTD-AR111-SD6-W	G53	White 5000K or 6500K	1 x 6,7 SHARP LED	12V AC/DC	DIMMABLE	50°	50,000	6W	400	71,50
	CTD-AR111-SD6-WW		Warm White 2800K							320	

	MDS-MR162003-D-PW	GU10 E27	White 5000- 6000K	3*1 W CREE	AC110- 220V	DIMMABLE	85°	50,000	3W	380	45,50
	MDS-MR162003-D-WW		Warm White 3000-4200K							340	
	MDS-2006-D-PW	GU10 E27	White 5000- 6000K	3*2 W CREE	AC110- 220V	DIMMABLE	85°	50,000	6W	210	45,50
	MDS-2006-D-WW		Warm White 3000-4200K							180	